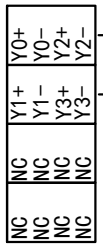
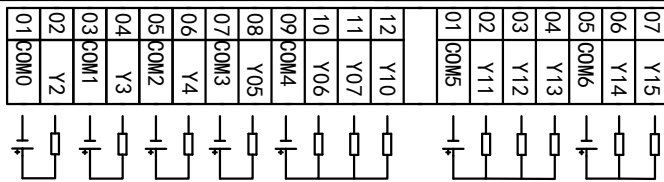


Y2 Y3做脉冲方向时，继电器输出那里请不要使用。




此处为5V差分信号输出

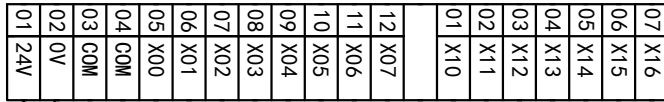
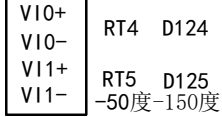


MC-24MR-4MTS-F500-FX-B

- PLC运行开关
- PLC下载口 USB COM1
- 触摸屏下载口

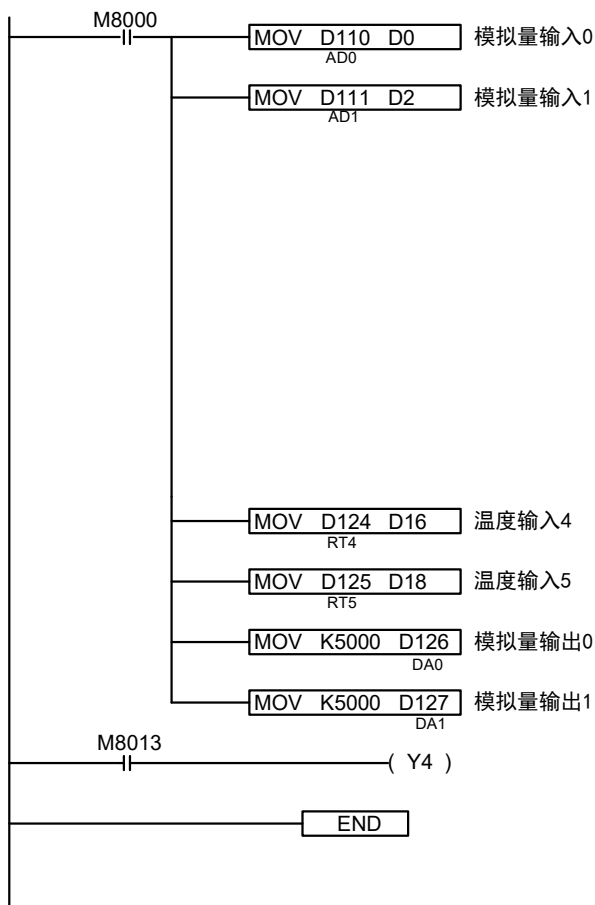


触摸屏系统按键



直流24V电源输入

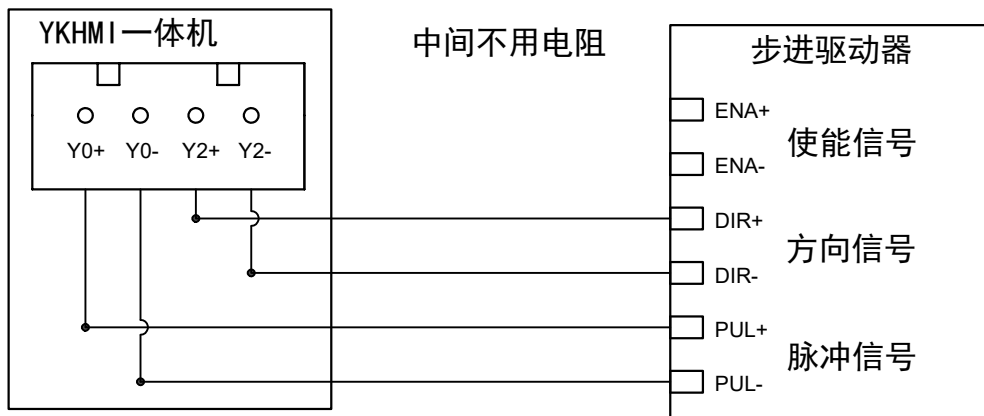
I_{0-10V} 对应 0_4095 0_10000 对应 0_10V



模拟量值显示

- 1.在屏上做对应的D区的数值显示
- 2.PLC下载线从一体机上拔下

NTC B值34354 K ±1%
R(25 °C)=10K ±1%



产品合格证

生产日期		检验结论	合格	检验员	
------	--	------	----	-----	--